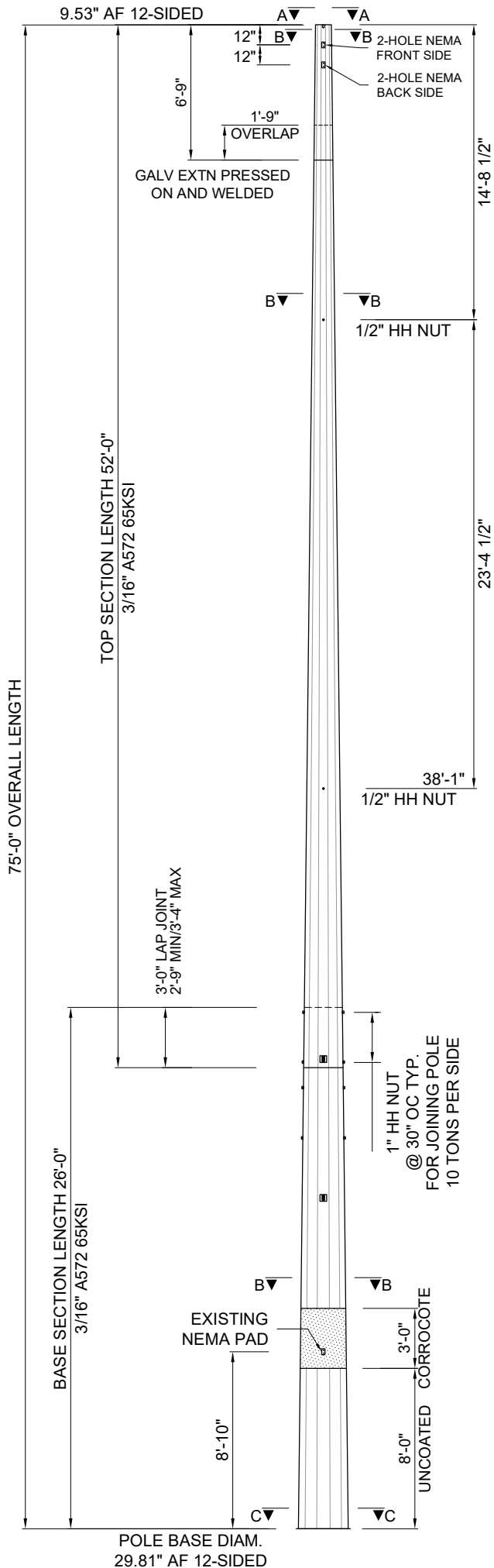
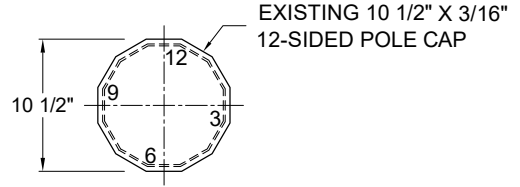


POLE TOP DIAM.
9.53" AF 12-SIDED

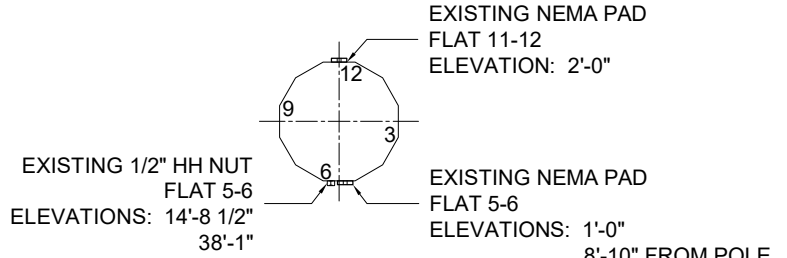


POLE COMPONENT INFORMATION			
ITEM	QTY.	DESCRIPTION	WT. EACH
1	1	STEEL POLE TOP SECTION 52'-0" LONG	1,860
2	1	STEEL POLE BOTTOM SECTION 26'-0" LONG	1,490
TOTAL WEIGHT			3,350 LB

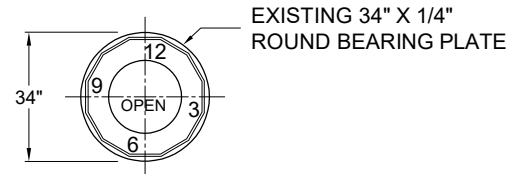
ALL OF OUR INVENTORY CAN BE MODIFIED TO FIT YOUR SPECIFICATIONS, INCLUDING VANGS, ARM CONNECTIONS, GROUNDING, AND PRE-DRILLED HOLES.



SECTION A-A
POLE CAP



SECTION B-B
GROUNDING



SECTION C-C
BEARING PLATE

75FT CLASS H7
POLE TYPE: PREXT75
POLE WEIGHT: 3,350 LB
(220) AVAILABLE

